

2017 Lebanon Aid Mapping

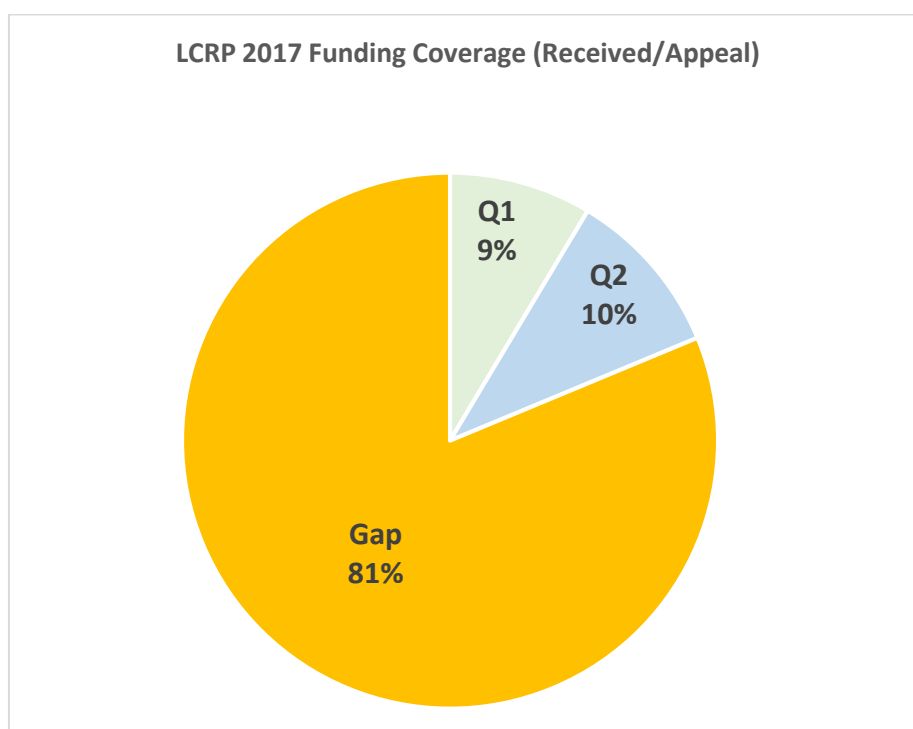
I. Summary of funds committed/disbursed in 2017 by donor as of 30 June 2017:

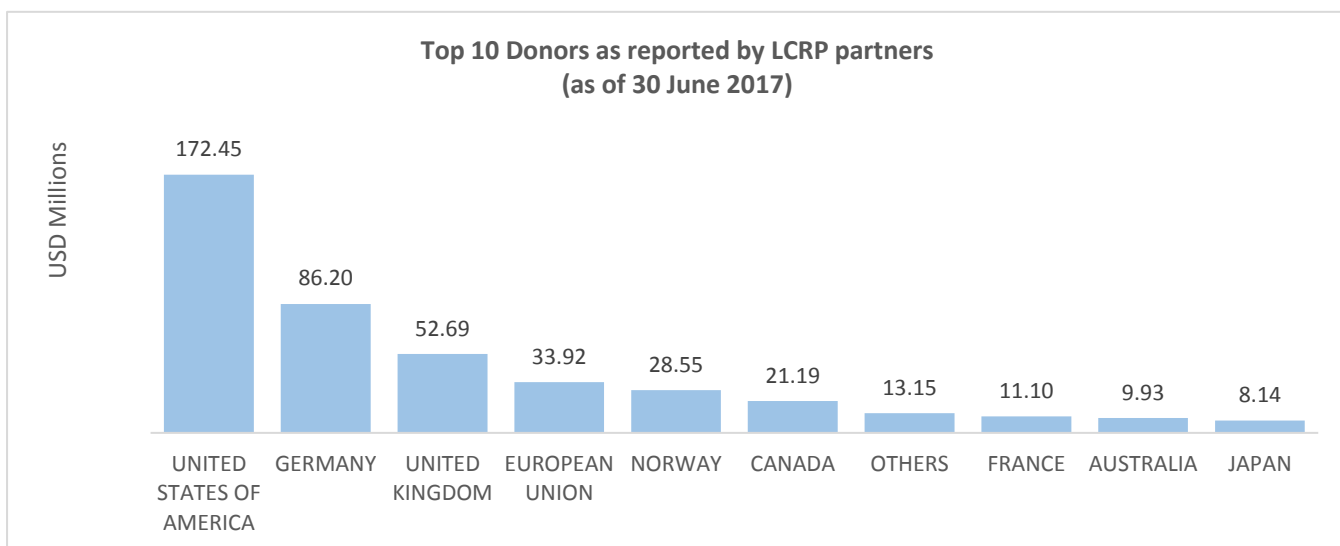
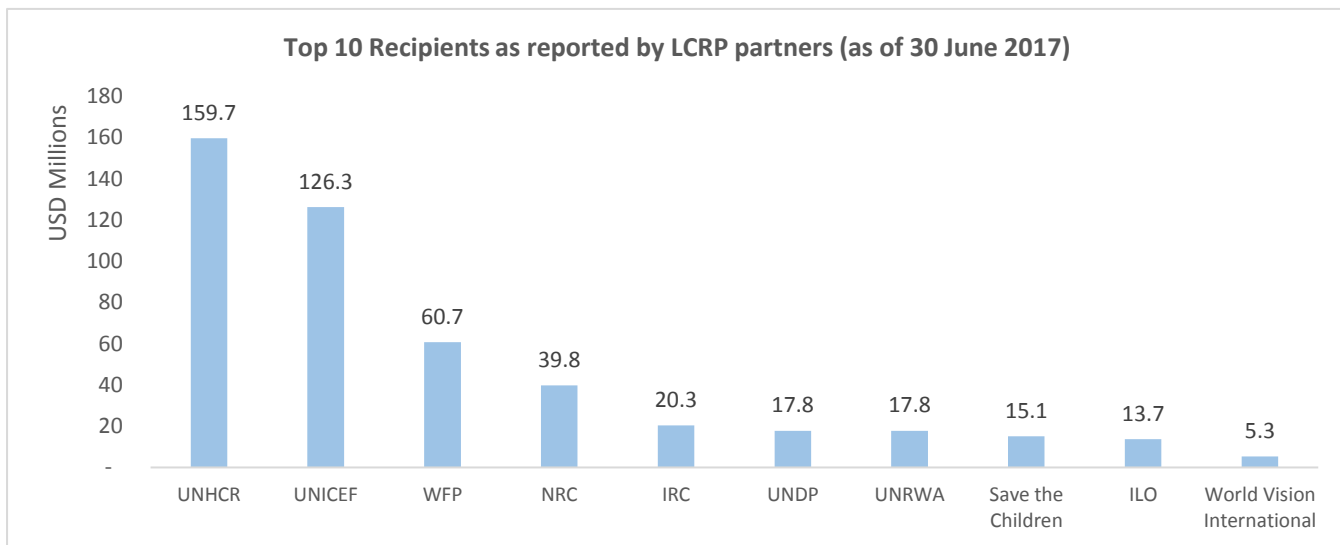
| Donor | Disbursed | Committed for remainder of 2017 | Total | 2018 and beyond |
|----------------------------------|------------------------|---------------------------------|------------------------|----------------------|
| Austria | 51,300 | 872,100 | 923,400 | 131,100 |
| Australia | 11,020,000 | 1,520,000 | 12,540,000 | 28,880,000 |
| Belgium | 1,710,000 | 255,292 | 1,965,292 | 1,710,000 |
| Canada | 37,686,931 | 15,254,456 | 52,941,387 | 66,772,065 |
| Czech Republic | 454,286 | | 454,286 | |
| Denmark | 1,046,322 | | 1,046,322 | |
| EU | 36,600,000 | 112,900,000 | 149,500,000 | |
| Estonia | 177,891 | | 177,891 | |
| Finland | 530,223 | | 530,223 | |
| France | 10,525,452 | | 10,525,452 | |
| Germany | 55,647,906 | 224,552,279 | 280,200,185 | |
| Iceland | 200,000 | | 200,000 | |
| Ireland | 1,590,668 | | 1,590,668 | |
| Italy | 2,839,056 | 116,451,000 | 119,290,056 | |
| Japan | 20,054,526 | | 20,054,526 | |
| Kuwait | 1,610,334 | | 1,610,334 | |
| Luxembourg | 45,650 | | 45,650 | |
| Netherlands | 16,199,400 | 22,195,800 | 38,395,200 | 7,113,600 |
| Norway | 42,090,960 | 6,944,760 | 49,035,720 | |
| Private Donors | 5,361,601 | | 5,361,601 | |
| Saudi Arabia | 965,709 | | 965,709 | |
| Slovenia | 48,026 | | 48,026 | |
| Spain | 753,839 | | 753,839 | |
| Sweden | 18,104,400 | 1,540,000 | 19,644,400 | 7,587,600 |
| Switzerland | 10,676,579 | 7,770,742 | 18,447,321 | 15,109,184 |
| UK | 26,399,242 | 121,238,298 | 147,637,540 | 244,475,793 |
| US | 256,948,040 | | 256,948,040 | |
| Sub-totals | \$559,338,341 | \$631,494,727 | \$1,190,833,068 | \$371,779,342 |
| Donor Assistance | \$1,190,833,068 | | | |
| Total carry-over (2016) | \$309,645,993 | | | |
| Total available resources | \$1,500,479,061 | | | |

* This total excludes commitments that have not yet been disaggregated by country or identified for Lebanon as of 30 June 2017 and might not account for additional funding provided at regional level.

II. Contributions to the Lebanon Crisis Response Plan by sector as of 30 June 2017 (in USD):

| Sector | 2017 initial Appeal | 2017 Received | Funding percentage | 2017 Committed | 2018-2020 Committed |
|------------------|----------------------|--------------------|--------------------|-------------------|---------------------|
| Basic Assistance | 571,500,000 | 75,278,389 | 13% | | |
| Child Protection | 32,132,000 | 16,466,991 | 51% | | |
| Education | 372,604,248 | 93,126,832 | 25% | | |
| Energy | 99,238,750 | - | 0% | | |
| Food Security | 507,167,007 | 66,844,843 | 13% | | |
| Health | 308,068,614 | 52,413,635 | 17% | | |
| Livelihoods | 195,725,000 | 38,054,757 | 19% | | |
| Protection | 99,500,000 | 37,719,126 | 38% | | |
| SGBV | 32,150,000 | 9,267,586 | 29% | | |
| Shelter | 128,732,985 | 31,242,437 | 24% | | |
| Social Stability | 123,822,000 | 20,455,560 | 17% | | |
| Water | 280,000,000 | 54,120,870 | 19% | | |
| Not Allocated | | 20,236,175 | | | |
| TOTAL | 2,750,640,604 | 515,227,201 | 19% | 37,206,865 | 77,605,845 |





** The figures reflected in this graph are reported by LCRP partners and might include funds provided at the regional level not reflected in table 1 above.*