

2017 Lebanon Aid Mapping

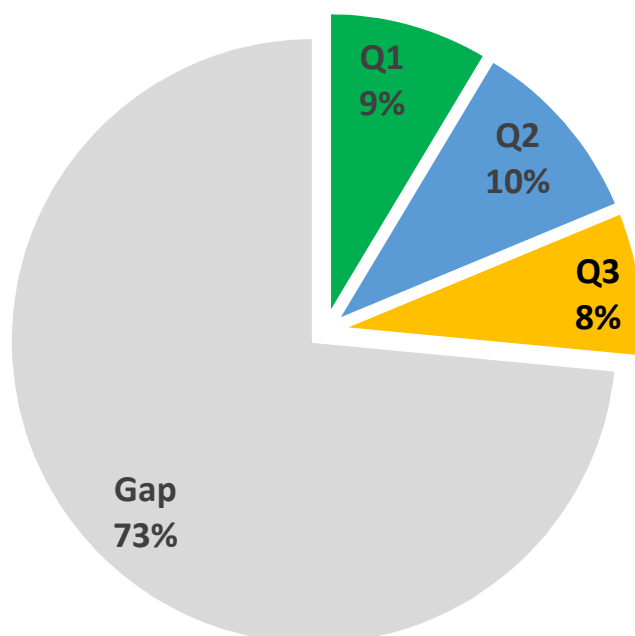
I. Summary of funds committed/disbursed in 2017 by donor as of 15 September 2017:

Donor	Total commitments for 2017	Allocated/disbursed	Remaining commitments for 2017	Contributed to GCFF	2018 and beyond
Austria	1,261,400	53,550	1,207,850		434,350
Australia	13,200,000	11,600,000	1,600,000		30,400,000
Belgium	6,067,739	1,785,000	4,282,739		2,826,250
Bahrain	160,221	160,221			
Canada	56,908,000	56,088,000	820,000	3,198,000	74,057,000
Czech Republic	454,286	454,286			
Denmark	9,074,696	9,074,696			
EU	248,115,000	102,578,000	204,085,000		
Estonia	177,891	177,891			
Finland	530,223	530,223			
France	11,802,370	11,802,370			
Germany	289,374,969	213,104,894	76,270,075		114,530,236
Iceland	200,000	200,000			
Ireland	7,502,895	7,502,895			
Italy	123,843,776	2,880,276	120,963,500		1,868,300
Japan	20,054,526	20,054,526			
Kuwait	557,830	557,830			
Luxembourg	45,650	45,650			
Netherlands	38,395,200	16,199,400	22,195,800		7,113,600
New Zealand	223,700	223,700			
Norway	52,593,580	49,255,440	3,338,140		
Poland	2,658,327	2,658,327			
Saudi Arabia	2,898,799	2,898,799			
Slovenia	48,026	48,026			
Spain	2,148,016	2,148,016			
Sweden	15,525,370	15,525,370		16,880,565	1,632,600
Switzerland	18,244,396	11,429,339	6,815,057		15,775,199
UK	135,857,095	34,578,428	101,278,667		265,375,705
US	396,544,776	396,544,776			24,280,833
UAE	1,200,000	1,200,000			
Others	13,611,302	13,611,302			
Qatar	3,173,870	3,173,870			
Sub-totals	1,472,453,928	988,145,101¹	542,856,827	20,078,565	538,294,073
Donor Assistance total	1,531,001,928				
Total carry-over (2016)	309,645,993				
Total available resources	1,840,647,921				

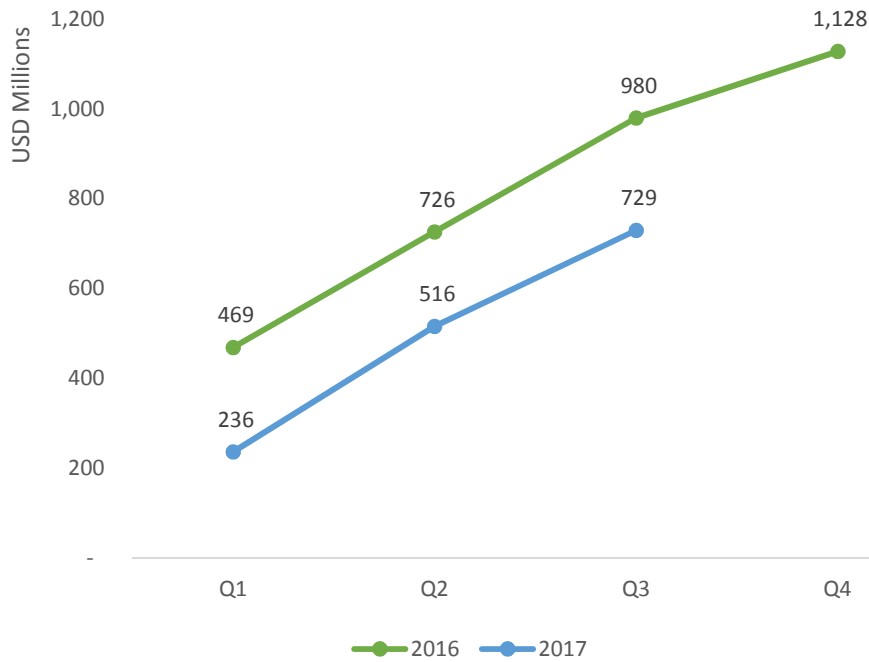
II. Contributions to the Lebanon Crisis Response Plan by sector as of 30 June 2017 (in USD):

Sector	2017 initial Appeal	2017 Received	Funding percentage	2017 Committed	2018-2020 Committed
Basic Assistance	571,500,000	101,609,907	18%		
Child Protection	32,132,000	18,759,790	58%		
Education	372,604,248	96,551,022	26%		
Energy	99,238,750	-	0%		
Food Security	507,167,007	212,089,584	42%		
Health	308,068,614	67,308,849	22%		
Livelihoods	195,725,000	42,622,311	22%		
Protection	99,500,000	41,186,314	41%		
SGBV	32,150,000	10,432,385	32%		
Shelter	128,732,985	32,695,297	25%		
Social Stability	123,822,000	20,490,079	17%		
Water	280,000,000	59,456,687	21%		
Not Allocated		26,126,594			
TOTAL	2,750,640,604	729,328,819	27%	48,754,242	109,367,538

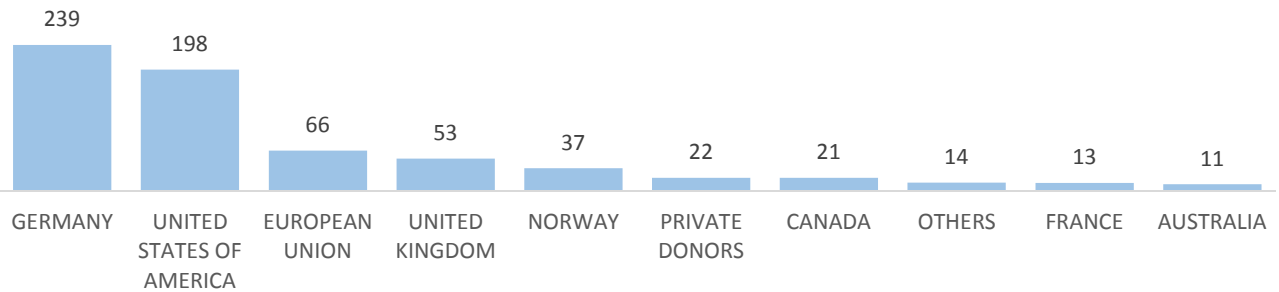
LCRP 2017 Funding Coverage (Received/Appeal)



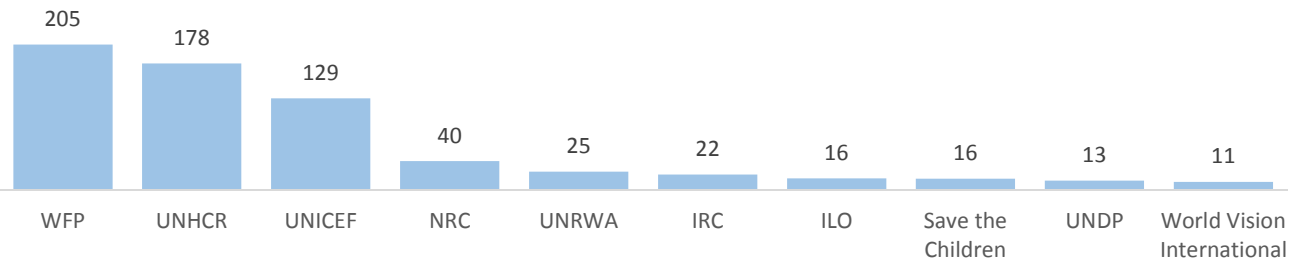
LCRP Quarterly Funding Comparison (2016 vs 2017)



Top 10 Donors as reported by LCRP partners as of 15 September 2017 (in USD million)



Top 10 Recipients as reported by LCRP partners as of 15 September 2017 (in USD million)



ⁱ This amount includes funds allocated in 2017 which were committed in previous years